


The Simplicity of Storing SmartPro Displays



Brought to you by Box Brokers Group



www.boxbrokersgroup.com



sales@BoxBrokersGroup.com



(800) 809-3868



Mon-Fri 7:30am-4:30pm Pacific



535 N Puente St, Brea, CA 92821




**Created by Larry Johnson,
noted jewelry display expert
exclusively for**

BBG
BOX BROKERS GROUP



*Larry is the author
of The Complete
Guide to Effective
Jewelry Display*



Larry Johnson Consulting Services


Producing profits by improving presentation

Free offer for Box Brokers Customers



If you have display questions or need ideas on ways to improve your display, contact *Larry Johnson* for a complimentary 30 minute phone consultation.

www.larryjohnsonconsulting.com
larry@larryjohnsonconsulting.com
(817) 980-2135



A large, stylized handwritten signature of 'Larry Johnson' is positioned over a pink rectangular frame. The signature is written in black ink and is highly legible.

L a r r y J o h n s o n
C o n s u l t i n g

The SmartPro Remedies Include:



- Slide out tops that make accessing your jewelry easier
- Magnetic tops that hold your jewelry in place
- Removable tops that store quickly, going in and out of the case easily
- Designed to help you implement the 20/40/40 display principle
- All displays hide the tags making cases uncluttered
- Displays made of long-lasting materials

***SmartPro
Platforms*** have
removable
tops that store
quickly, going
in and out of
the case easily



BBG
BOX BROKERS GROUP

These platform tops are designed to work with magnetic display elements


BBG
BOX BROKERS GROUP



**The magnets hold
your displays in
place and help
prevent them
from falling onto
the floor, keeping
your displays
clean and tidy**



BBG
BOX BROKERS GROUP



**If the store
has a vault, we
suggest
rolling bakers
carts**

**Available at
www.Webstaurant.com
for about \$120 each**



BBG
BOX BROKERS GROUP

Use *swimming pool noodles* in different colors to identify which section of the store this cart is for





**Roll the carts
into the vault
and voila...
you are
finished!**

**For stores
with safes:**

**Start by
putting
shelves in
your safe in
3" intervals**



**Calculate
how many
platform
tops you
can fit on
each shelf**



BBG
BOX BROKERS GROUP

**Slide the
Platform
tops onto
the shelves**



**Here is how it
looks once in.
The jewelry
has
been stored
away with
ease and
efficiency!**






You may have to remove or lay down taller displays such as neck forms to reduce space required

**Some stores use
a label to code
the platform top
and matching
base.**

**This makes
replacing them
easy.**



**Place thin
plywood
shelves on
the cart and
label them
per the tops**



**Another
option...
a safe made
to fit the
entire
baker's cart**



This safe is available can be ordered from:

TYLER LANDIS

Sales Manager

Direct: 305-477-9266

Toll Free: 800-932-2278

Fax: 305-477-9744



Contact the team at Box Brokers Group to implement these ideas into your showcase



www.boxbrokersgroup.com



sales@BoxBrokersGroup.com



(800) 809-3868



Mon-Fri 7:30am-4:30pm Pacific



535 N Puente St, Brea, CA 92821



**We hope you have enjoyed this presentation.
Please check out other Box Broker University seminars and articles at...**

<https://www.boxbrokersgroup.com/box-brokers-university/>

